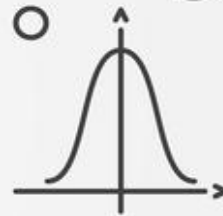



YOUR CHALLENGE

Create A picture puzzle



STEP 1

Gather Your Materials

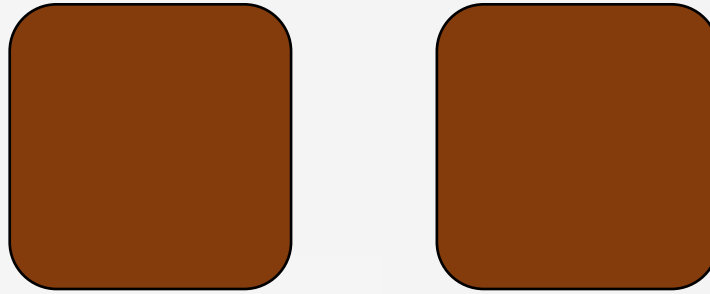


 Cardboard


STEP 2

Cut your cardboard

Cut out 2 squares from cardboard




Cut out a small square from one of the cardboard squares




STEP 3

More Cardboard Work


Stick Parts A and B together




A



B



C



On part C draw a 3 x 3 grid

1	2	3
4	5	6
7	8	9


STEP 4

Draw your Picture

Cut paper to the size of your 3 x 3 grid and draw a picture

NOTE: the top left square of your picture will not be in your final puzzle so try to leave it blank

1	2	3
4	5	6
7	8	9




Stick your picture to the back of your 3 x 3 grid

Cut along all the lines so you are left with 9 squares

STEP 5

Assemble your puzzle



Add 8 of your squares into your frame in a random order.

Solve your puzzle by sliding the squares around your frame



Send us a picture of your project



@ Sentinus



@ SentinusNi



@ Sentinus_ni